



The Chateau
Pg. 12

Bring The Playground Home

Table of Contents

2	Index
4	Best Sellers
6	How This Works
7	Quality in Every Detail
8	FAQ & Warranty Info
10	Kingdom Series
22	Space Shuttle Series
32	Pirate Ship Series
46	Teddy Bear Series
56	Customizing
58	Towers
60	Playhouses
61	Roofs
62	Connectors
63	Swing Beams
64	Slides
66	Climbers
67	Swings
70	Fun Accessories
72	Mulch, Edging, Weed Guard
74	About King Swings
75	Behind The Scenes

Best Sellers

View on Page
46



Cubby's Fort | Pg 46

View on Page
34



Sea King | Pg 34

View on Page
32



Captain's Castle | Pg 32

View on Page
24



Space Walk | Pg 24

View on Page
10



The Palace | Pg 10



Playhouse Series Kingdom

View on Page
10



The Palace | Pg 10

View on Page
12



The Chateau | Pg 12

View on Page
14



The Mansion | Pg 14

View on Page
16



The Villa | Pg 16

View on Page
18



The Manor | Pg 18

View on Page
20



The Cottage | Pg 20

Large Series Space Shuttle

View on Page
22



Rocket Launcher | Pg 22

View on Page
24



Space Walk | Pg 24

View on Page
26



The Eclipse | Pg 26

View on Page
28



The Galaxy | Pg 28

View on Page
30



Launching Pad | Pg 30



Medium Series Pirate Ship

View on Page
32



Captain's Castle | Pg 32

View on Page
34



Sea King | Pg 34

View on Page
36



Wave Rider | Pg 36

View on Page
38



Starboard Escape | Pg 38

View on Page
40



Captain's Pearl | Pg 40

View on Page
42



Safe Harbor | Pg 42

View on Page
44



Storm Chaser | Pg 44

Small Series Teddy Bear

View on Page
46



Cubby's Fort | Pg 46

View on Page
48



Care Bear Castle | Pg 48

View on Page
50



Teddy's Tower | Pg 50

View on Page
52



Honey Bear Hangout | Pg 52

View on Page
54



Wish Bear's Dream | Pg 54





Best Sellers

Not sure where to start? With so many options, sizes, and colors, it can seem a bit overwhelming. A great place to start is our best sellers since they show our most popular towers, slides, and accessories.

Cubby's Fort

Teddy Bear Series | Small

A best seller year after year, the Cubby's Fort is the classic swing set. With a rock wall ladder combo, a waterfall slide for fast sliding, and a three position monkey bar swing beam for both climbing and swinging, it is packed full of great options to keep your children outside for hours!

[View on Page 46](#)



Sea King

Pirate Ship Series | Medium

With plenty of room in the 6x8 tower for the fun adventures your children embark on, the Sea King also has the components to take those adventures to the next level. A full width rock wall, staircase, waterfall slide, and 3 position monkey bar provides both easy access to the tower and fun challenges!

[View on Page 34](#)



Captain's Castle

Pirate Ship Series | Medium

Striking to behold, the Captain's Castle is our most popular larger swing set. Boasting a full width 7' rock wall on the back of the tower, a 7' super spiral slide, waterfall slide, hammock swing, and a three position monkey bar swing beam, the Captain's Castle has fun options for both younger and older children!

[View on Page 32](#)



Space Walk

Space Shuttle Series | Large

Nothing says fun and adventure like a wobbly bridge! The Space Walk not only has the wobbly bridge but also a waterfall slide, super spiral slide, lemonade stand with two chairs, rock wall, and a four position swing beam. Popular with churches, day cares, and big families, the Space Walk can handle a lot of children at once!

[View on Page 24](#)



The Palace

Kingdom Series | Playhouse

The Palace's 8x8 playhouse is massive! It has plenty of space for any wild shenanigans your children dream up. You can host slumber parties or have a movie night inside the playhouse; with so much space the options are endless! With a turbo tube slide, rock wall, fireman's pole, and three position high beam, the Palace will be the hub of outside play!

[View on Page 10](#)



How It Works

How to Order from King Swings


1



Measure & Familiarize

Know your yard and check out our swing sets.

2



Customize & Order

Contact your local dealer to customize your swing set and place a deposit.

See more on Page 56

3



Scheduling & Installation

We will line up a day for our crew to deliver and install your set. Most sets are ready for play within 1 to 3 hours.

4



Peace & Play!

Quality in Every Detail



We get it, a swing set is a big purchase, one that we believe you should only make once. That is why we use the highest quality materials and products in the manufacturing of our swing sets. Nearly all of our materials are sourced from right here in the USA and we build each set by hand from the ground up.

Our goal is for your children's children to play on your King Swings play set!

FAQ

Q1: What happens if my yard has a bit of a slope?

We can work with a slope of 12" over 20'. If you have a slope, we will need to dig down and/or block up the tower to get it level.

Q2: How do you anchor the swing set into the ground?

The tower is very heavy and built to be tip-proof so we do not anchor the towers. We do use 18" spikes to anchor the swing beam's A-frame into the ground.

Q3: Does customizing cost extra?

No. We love to help parents design their own swing set so there is no cost for customizing. The cost only changes as you remove or add components.

Q4: How easy is vinyl to clean?

Very easy. Just spot wash as needed with a simple cleaner or give it a gentle power washing.

Q5: Where do you deliver and install?

We regularly service PA, NJ, DE, MD, NY, and parts of CT and VA. We also service parts of MA, FL, TN, NC, SC, WV, and GA. However, these areas normally have longer lead times.

Q6: Do we get to pick our colors?

Yes, you can mix and match colors. The one firm rule for colors is that ivory vinyl has brown decking while bright white vinyl has gray decking.



Why King Swings?



Quality of Products & Durability

Being parents ourselves, King Swings knows the toll children can take on objects. That is why we only use the best material to build our swing sets. Trex decking, Georgia yellow pine, stainless steel hardware, and much more make our sets withstand children, storms, and most importantly, time.

Since we use the best, parents can enjoy the swing sets with their children. Go ahead, swing, climb, and slide; the set is strong enough for you to play alongside your children.

Highest of standards & safety

Children should be able to play outside without the need of mom and dad constantly monitoring them. This is why we make our equipment as safe as possible and also why we encourage parents to customize their play set to suit the needs of their children.

Customer Service & Warranty

We get it, playsets can be a big purchase. This is why we stand behind our work with a hefty warranty. Each vinyl set has a **6-year warranty** on all parts and our workmanship. The lumber inside the vinyl is covered by a **lifetime warranty** against rot, decay, and insect damage. The vinyl itself has a **20-year warranty** against discoloration and fading.

The Palace

Recommended Ages 3 to 12



Customizing Tip

Instead of a fireman's pole, you could run a 14' avalanche slide out the front of the balcony. Adding decking under the tower with a picnic table or tea table and chairs would create another play area.

This Model Includes

Towers: 8' x 11' Play Deck w/6' Deck Height
Playhouse: 8' x 8' Playhouse
Slides: 7' Turbo Tube Slide
Climbers: 6' Ladder, 6' Full Width Rock Climbing Wall
Roof Type: Poly
Swing Beam: 3 Position 10' High Beam
Rides: Belt Swing, Trapeze Bar, Plastic Glider
Fun Add-ons: Fireman's Pole



The Palace



Border Needed:
104 Linear ft.

Rubber Mulch Needed:
2 tons

Wood Mulch Needed:
7 cu. yds.

Weed Guard Needed:
651 sq. ft.

Total Space Needed:
21' x 31'



This Model Includes


Towers: 6' x 8' Play Deck w/7' Deck Height, 4' x 4' Play Deck w/ 7' Deck Height
 Playhouse: 6' x 6' Playhouse
 Connector: Wobbly Bridge
 Sandbox: 4' x 4' (12 Bags of Sand Needed)
 Slides: 7' Super Spiral Slide, 14' Avalanche Slide
 Climbers: 7' Full Width Rock Climbing Wall, 7' Ladder
 Roof Type: Poly
 Swing Beam: 4 Position 10' High Beam
 Rides: (2) Belt Swings, Buoy Ball, Hammock Swing
 Fun Add-ons: 6' x 6' Ball Pit (Includes 2500 Balls), Telescope, Spot Light, Megaphone, Bubble Panel



The Chateau

Recommended Ages 4 to 12

The Chateau



Border Needed:
130 Linear ft.

Rubber Mulch Needed:
3.5 tons

Wood Mulch Needed:
10 cu. yds.

Weed Guard Needed:
1026 sq. ft.

Total Space Needed:
27' x 38'



Customizing Tip

To make this set more little kid friendly, you could lower the towers down to 5'. Instead of the bubble panel you could attach a fireman's pole. Adding a clubhouse under the 4' x 4' tower would be fun as well since you would have two playhouses.

The Mansion

Recommended Ages 2 to 12



Customizing Tip

If you would like to add a climber, we can move the slide to the back of the balcony and install the climber next to the staircase. If you need additional slides, we can always run a sidewinder or turbo tube slide out the back of the Mansion.

This Model Includes

Towers: 8' x 8' Play Deck w/6' Deck Height

Playhouse: 6' x 6' Playhouse

Slides: 6' Super Spiral Slide


Climbers: 6' Staircase

Roof Type: Poly

Swing Beam: 3 Position High Beam

Rides: (2) Belt Swings, Trapeze Bar

Fun Add-ons: Decking under Tower, 8' Lemonade Stand and Chairs, Additional Door, 4' Flower Box, Window Box



The Mansion



Border Needed:
96 Linear ft.

Rubber Mulch Needed:
2 tons

Wood Mulch Needed:
5 cu. yds.

Weed Guard Needed:
512 sq. ft.

Total Space Needed
16' x 32'



This Model Includes

Towers: 6' x 6' Play Deck
Playhouse: 4' x 6' Playhouse
Slides: 7' Sidewinder
Climbers: 5' Full Width Rock Climbing Wall, 5' Ladder
Roof Type: Poly (2' Overhang)
Swing Beam: 4 Position 8' Standard Beam
Rides: Plastic Glider, Belt Swing, Trapeze Bar, Hammock Swing
Fun Add-ons: Bubble Panel, Ship's Wheel, Spot Light, 6' Picnic Table (built in)



Border Needed:
102 Linear ft.

Rubber Mulch Needed:
2 tons

Wood Mulch Needed:
6 cu. yds.

Weed Guard Needed:
594 sq. ft.

Total Space Needed
18' x 33'



The Villa

Recommended Ages 2 to 10



Customizing Tip

If you want a more spacious tower and playhouse, you can upgrade to a 6' x 6' playhouse and a 6' x 8' tower. You could replace the bubble panel with a 7' turbo tube slide.

The Manor

Recommended Ages 3 to 14



Customizing Tip

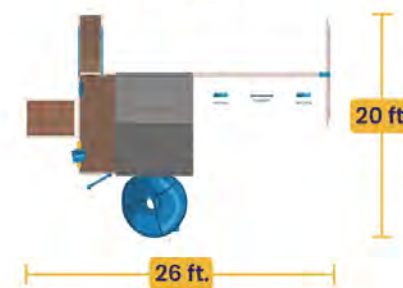
If you want a lot of slides, you could replace the rock wall with dual 14' avalanche slides. If you need to save a little space, changing the staircase to a ladder will save a few feet.

This Model Includes

Towers: 8' x 9' Play Deck w/ 7' Deck Height
Playhouse: 8' x 6' Playhouse
Slides: 7' Turbo Tube Slide
Climbers: 7' Full Width Rock Climbing Wall, 7' Staircase
Roof Type: Poly
Swing Beam: 3 Position 10' High Beam
Rides: (2) Belt Swings, Trapeze Bar, Deluxe Toddler Swing (below deck), Hammock Swing (below deck)
Fun Add-ons: Tic-Tac-Toe, Spot Light, Ship's Wheel, Fireman's Pole



The Manor



Border Needed:
116 Linear ft.

Rubber Mulch Needed:
3 tons

Wood Mulch Needed:
8 cu. yds.

Weed Guard Needed:
832 sq. ft.

Total Space Needed
26' x 32'

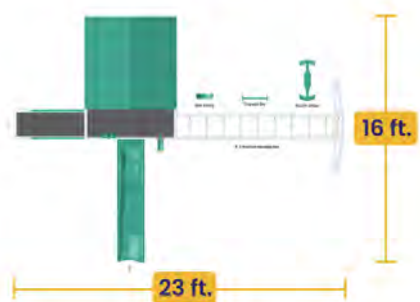


This Model Includes

- Towers: 6' x 8' Play Deck
- Playhouse: 6' x 6' Playhouse
- Slides: 10' Waterfall Slide
- Climbers: Staircase
- Sandbox: 6' x 6' (27 Bags of Sand Needed)
- Roof Type: Poly
- Swing Beam: 3 Position Monkey Bar
- Rides: Plastic Glider, Belt Swing, Trapeze Bar
- Fun Add-ons: Ship's Wheel, Telescope



The Cottage



- Border Needed: 102 Linear ft.
- Rubber Mulch Needed: 2 tons
- Wood Mulch Needed: 7 cu. yds.
- Weed Guard Needed: 638 sq. ft.
- Total Space Needed 22' x 29'



The Cottage

Recommended Ages 2 to 10



Customizing Tip

To add more fun, attach a super spiral slide, sidewinder, tunnel express, or turbo tube slide to any of the sides of the playhouse. Adding a bubble panel to a side is a fun way to increase the natural lighting inside the playhouse.

Rocket Launcher

Recommended Ages 2 to 12



Customizing Tip

Removing the ladder on the right side of the swing set allows you to attach a swing beam or monkey bar swing beam. If you want more climbers, we can change any of the slides to a rock wall or cargo net.

This Model Includes

Towers: (2) 4' x 8' Double Deck Towers

Connector: 3' Tunnel Tube

Slides: 7' Turbo Tube Slide, 10' & 14' Avalanche Slides, 5' Sidewinder, 18' Ball Pit Blast

Climbers: 5' Ladder, 5' Rock Climbing Wall/Ladder Combo, 12' Ramp

Sandbox: 4' x 4' (12 Bags of Sand Needed)

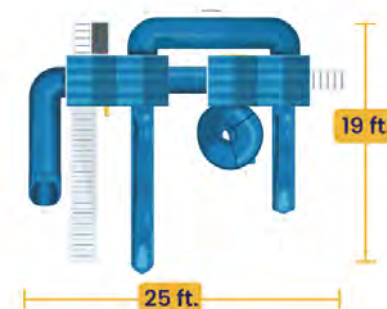
Roof Type: Fabric

Rides: Deluxe Toddler Swing (Below 7' Tower)

Fun Add-ons: Ship's Wheel, Telescope, Tic-Tac-Toe, Ball Pit w/1500 playballs, Built-in Picnic Table, Megaphone, Spotlight



Rocket Launcher



Border Needed:
118 Linear ft.

Rubber Mulch Needed:
3 tons

Wood Mulch Needed:
9 cu. yds.

Weed Guard Needed:
864 sq. ft.

Total Space Needed
27' x 32'

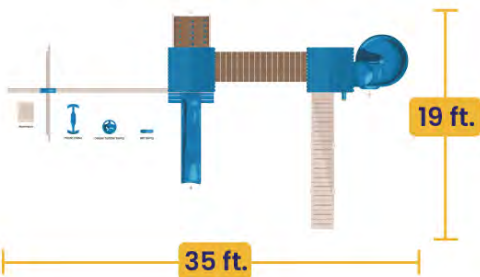


This Model Includes

- Towers: (2) 4' x 4' Play Decks
- Connector: Wobbly Bridge
- Slides: 5' Super Spiral Slide, 10' Waterfall Slide
- Climbers: 12' Ramp, 5' Full Width Rock Climbing Wall
- Sandbox: 4' x 4' (12 Bags of Sand Needed)
- Roof Type: Plastic
- Swing Beam: 4 Position 8' Standard Beam
- Rides: Belt Swing, Deluxe Toddler Swing, Plastic Glider, Hammock Swing
- Fun Add-ons: Ship's Wheel, Telescope, Tic-Tac-Toe (on Bottom Railing), Lemonade Stand w/ 2 chairs, Decking & Railing Under One Tower



Space Walk



Border Needed:
132 Linear ft.

Rubber Mulch Needed:
3.5 tons

Wood Mulch Needed:
10 cu. yds.

Weed Guard Needed:
1025 sq. ft.

Total Space Needed
25' x 41'



Space Walk

Recommended Ages 3 to 12



Customizing Tip

A common change is to switch the standard swing beam to a monkey bar swing beam. If you want to make this set more older kid friendly, raise the deck heights to 7' tall. This way you can add taller climbers and faster slides.

The Eclipse

Recommended Ages 2 to 12



Customizing Tip

Changing the climber combo to a full rock wall or cargo net gives you better climbing. If you have older children, we can change the monkey bar to a 10' high beam for higher swinging.

This Model Includes

Towers: 6' x 8' Double Deck

Slides: 7' Turbo Tube Slide, 5' Sidewinder, 10' Avalanche Slide

Climbers: Staircase, 7' Rock Climbing Wall/Ladder Combo

Sandbox: 6' x 8' (36 Bags of Sand Needed)

Roof Type: Poly

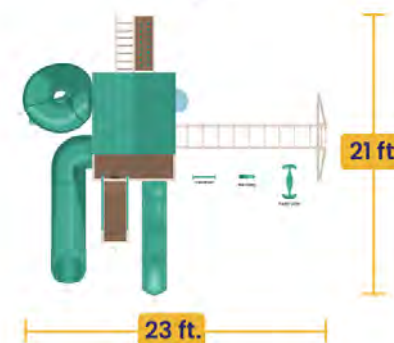
Swing Beam: 3 Position Monkey Bar

Rides: Plastic Glider, Belt Swing, Trapeze Bar

Fun Add-ons: Bubble Panel, Tic-Tac-Toe, Ship's Wheel



The Eclipse



Border Needed:
120 Linear ft.

Rubber Mulch Needed:
3 tons

Wood Mulch Needed:
9 cu. yds.

Weed Guard Needed:
900 sq. ft.

Total Space Needed
30' x 30'



This Model Includes

Towers: Triple Cascade Tower

Slides: 14' Avalanche Slide, 9' Super Spiral Slide

Climbers: 12' Ramp, 5' Full Width Rock Climbing Wall

Sandbox: 4' x 8' (24 Bags of Sand Needed)

Roof Type: Poly

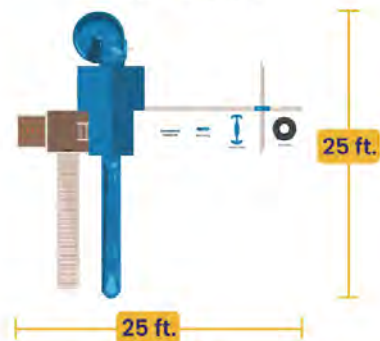
Swing Beam: 4 Position 10' High Beam

Rides: Belt Swing, Trapeze Bar, Plastic Glider, 4 Rope Tire Swing, Hammock Swing (Below 9' deck), Deluxe Toddler Swing (below 7' deck)

Fun Add-ons: Ship's Wheel, Telescope, Megaphone, Spot Light, Tic-Tac-Toe, Tea Table and Chairs, Bubble Panel



The Galaxy



Border Needed:
128 Linear ft.

Rubber Mulch Needed:
3.5 tons

Wood Mulch Needed:
11 cu. yds.

Weed Guard Needed:
1024 sq. ft.

Total Space Needed
32' x 32'



The Galaxy

Recommended Ages 2 to 14



Customizing Tip

If you want a faster slide, you can change the super spiral slide to a tunnel express or sidewinder slide. Add decking to the bottom of the towers to double the play area.

Launching Pad

Recommended Ages 2 to 14



Customizing Tip

If you want monkey bars, we can change the high swing beam to a monkey bar swing beam. You can also add a fireman's pole next to the staircase for an extra bit of fun.

This Model Includes

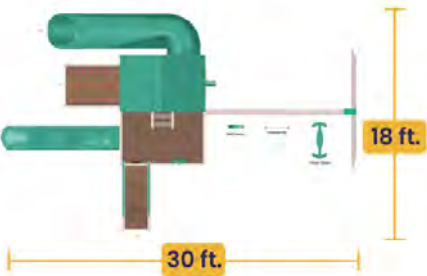
- Towers:** 6' x 8' Double Deck Playhouse
- Slides:** 7' Sidewinder, 10' Avalanche Slide
- Climbers:** 7' Full Width Rock Climbing Wall, Staircase
- Sandbox:** 4' x 6' (18 Bags of Sand Needed)
- Roof Type:** Poly
- Swing Beam:** 3 Position 10' High Beam
- Rides:** Plastic Glider, Belt Swing, Trapeze Bar
- Fun Add-ons:** Tic-Tac-Toe, Telescope, Ship's Wheel



Pictured above with optional door



Launching Pad



Border Needed:
110 Linear ft.

Rubber Mulch Needed:
2.5 tons

Wood Mulch Needed:
7 cu. yds.

Weed Guard Needed:
726 sq. ft.

Total Space Needed
22' x 33'



This Model Includes

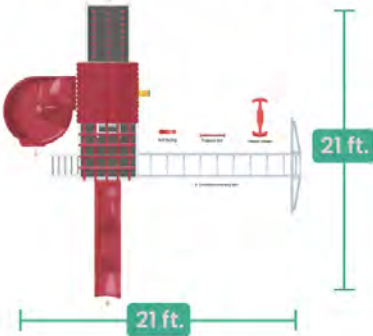
- Towers: 4' x 8' Double Deck Tower
- Slides: 10' Waterfall Slide, 7' Super Spiral Slide
- Climbers: 5' Ladder, 7' Full Width Rock Climbing Wall
- Sandbox: 4' x 8' (24 Bags of Sand Needed)
- Roof Type: Plastic, Pergola
- Swing Beam: 3 Position Monkey Bar
- Rides: Plastic Glider, Belt Swing, Trapeze Bar, Hammock Swing (below 7' deck)
- Fun Add-ons: Tic-Tac-Toe, Telescope



Pictured above is a customized set



Captain's Castle



- Border Needed:
112 Linear ft.
- Rubber Mulch Needed:
2.5 tons
- Wood Mulch Needed:
8 cu. yds.
- Weed Guard Needed:
784 sq. ft.
- Total Space Needed
28' x 28'



Captain's Castle

Recommended Ages 2 to 12



Customizing Tip

Adding a clubhouse under the 7' tower is a great addition to the Captain's Castle. If you want higher swinging, replace the monkey bar swing beam with a 10' high swing beam and/or add a fourth swing position.

Sea King

Recommended Ages 2 to 10



Customizing Tip

Adding a super spiral slide to the back of the Sea King is a great option. If you want dual slides for slide races, you can move the rock wall to the left side and put your two slides out the front of the set.

This Model Includes

Towers: 6' x 8' Play Deck

Slides: 10' Waterfall Slide

Climbers: Staircase, 5' Full Width Rock Climbing Wall

Sandbox: 6' x 6' (27 Bags of Sand Needed)

Roof Type: Poly

Swing Beam: 3 Position Monkey Bar

Rides: Plastic Glider, Belt Swing, Trapeze Bar

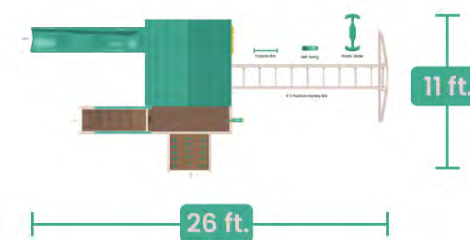
Fun Add-ons: Tic-Tac-Toe, Ship's Wheel, Telescope



Pictured above is a customized set



Sea King



Border Needed:
98 Linear ft.

Rubber Mulch Needed:
2 tons

Wood Mulch Needed:
6 cu. yds.

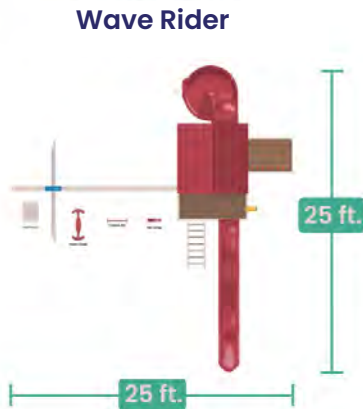
Weed Guard Needed:
544 sq. ft.

Total Space Needed
17' x 32'



This Model Includes

- Towers: 6' x 8' Play Deck w/ 7' Deck Height
- Slides: 7' Super Spiral Slide, 14' Avalanche Slide
- Climbers: 7' Full Width Rock Climbing Wall, 7' Ladder
- Sandbox: 6' x 6' (27 Bags of Sand Needed)
- Roof Type: Poly
- Swing Beam: 4 Position 10' High Beam
- Rides: Plastic Glider, Belt Swing, Trapeze Bar, Hammock Swing, 3 Rope Tire Swing (Below Deck)
- Fun Add-ons: Telescope, Ship's Wheel



- Border Needed: 124 Linear ft.
- Rubber Mulch Needed: 3 tons
- Wood Mulch Needed: 10 cu. yds.
- Weed Guard Needed: 961 sq. ft.
- Total Space Needed 31' x 31'



Pictured above is a customized set

Wave Rider

Recommended Ages 3 to 14



Customizing Tip

Replacing the tire swing with decking and a lemonade stand is a fun change. If you want more climbers, add a cargo net instead of one of the slides. Changing the avalanche slide to a tunnel express slide adds a lot more speed.

Starboard Escape

Recommended Ages 2 to 10



Customizing Tip

Adding decking and a lemonade stand under the Starboard Escape gives your children another play area. You can also change the standard swing beam to a monkey bar swing beam.

This Model Includes

Towers: 4' x 6' Play Deck

Slides: 10' Waterfall Slide, 5' Super Spiral

Climbers: 5' Rock Climbing Wall/Ladder Combo

Sandbox: 4' x 4' (12 Bags of Sand Needed)

Roof Type: Plastic

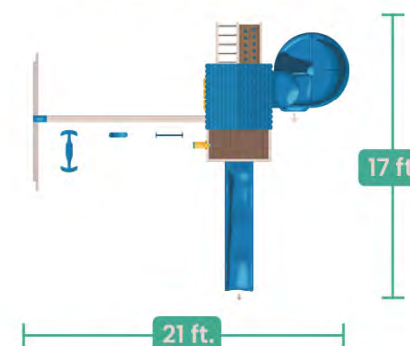
Swing Beam: 3 Position 8' Standard Beam

Rides: Plastic Glider, Belt Swing, Trapeze Bar

Fun Add-ons: Tic-Tac-Toe, Telescope



Starboard Escape



Border Needed:
102 Linear ft.

Rubber Mulch Needed:
2 tons

Wood Mulch Needed:
7 cu. yds.

Weed Guard Needed:
648 sq. ft.

Total Space Needed
24' x 27'

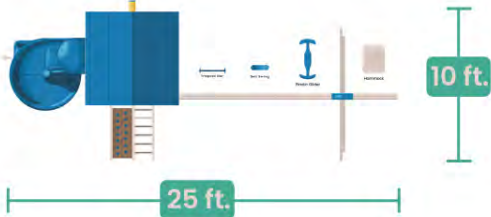


This Model Includes

- Towers: 6' x 6' Play Deck w/ 6' Deck Height
- Slides: 6' Super Spiral Slide
- Climbers: 6' Rock Climbing Wall/Ladder Combo
- Roof Type: Poly
- Swing Beam: 4 Position 10' High Beam
- Rides: Plastic Glider, Belt Swing, Trapeze Bar, Hammock Swing
- Fun Add-ons: Ship's Wheel, Telescope, Tea Table & Chairs



Captain's Pearl



- Border Needed: 94 Linear ft.
- Rubber Mulch Needed: 1.5 tons
- Wood Mulch Needed: 5 cu. yds.
- Weed Guard Needed: 496 sq. ft.
- Total Space Needed 16' x 31'



Captain's Pearl

Recommended Ages 3 to 12



Customizing Tip

Attaching a sidewinder to the back of the set adds a second slide without extending your front to back dimensions much. You could change the climber combo to just a ladder on one side and then do a full width climber on the opposite side.

Safe Harbor

Recommended Ages 2 to 10

This Model Includes

Towers: 4' x 8' Split Level Play Deck

Slides: 10' Waterfall Slide, 6' Super Spiral Slide

Climbers: 5' Rock Climbing Wall/Ladder Combo

Sandbox: 4' x 8' (24 Bags of Sand Needed)

Roof Type: Plastic

Swing Beam: 3 Position Monkey Bar

Rides: Plastic Glider, Belt Swing, Trapeze Bar, Deluxe Toddler Swing (below 6' Deck)

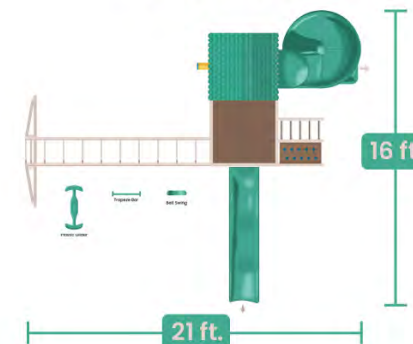
Fun Add-ons: Tic-Tac-Toe, Ship's Wheel, Telescope



Customizing Tip

Changing the climber combo to just a ladder and then adding a full climber to the back of the set is a common change. If you need more swings, we can add a fourth position to the end of the monkey bar swing beam.

Safe Harbor



Border Needed:
98 Linear ft.

Rubber Mulch Needed:
2 tons

Wood Mulch Needed:
6 cu. yds.

Weed Guard Needed:
594 sq. ft.

Total Space Needed
22' x 27'

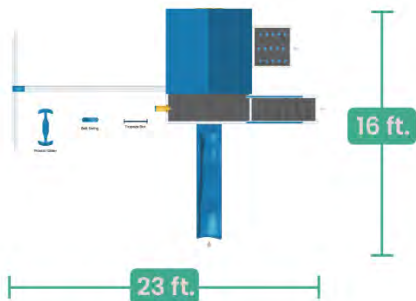


This Model Includes

Towers: 6' x 8' Play Deck w/ Decking under Tower and Clubhouse Walls
Slides: 10' Waterfall Slide
Climbers: Staircase, 5' Full Width Rock Climbing Wall
Roof Type: Poly
Swing Beam: 3 Position 8' Standard Beam
Rides: Plastic Glider, Belt Swing, Trapeze Bar
Fun Add-ons: Tic-Tac-Toe, Ship's Wheel, Telescope



Storm Chaser



Border Needed:
104 Linear ft.

Rubber Mulch Needed:
2 tons

Wood Mulch Needed:
7 cu. yds.

Weed Guard Needed:
667 sq. ft.

Total Space Needed
23' x 29'



Storm Chaser

Recommended Ages 2 to 10



Customizing Tip

Raising the deck height gives the clubhouse more head space for taller children. Adding a super spiral slide or fireman's pole to the back of the Storm Chaser is a great option.

Cubby's Fort

Recommended Ages 2 to 10



Customizing Tip

Switching from a combo climber to a ladder on one side and a full width climber on the back is a great change. Adding a lemonade stand to the set with decking is a great way to make use of the space under the tower.

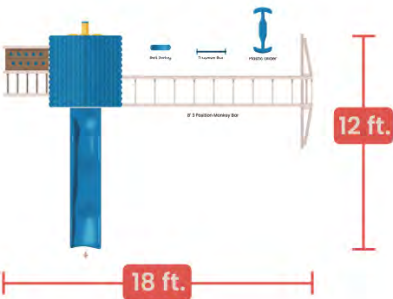
This Model Includes

- Towers:** 4' x 4' Play Deck
- Slides:** 10' Waterfall Slide
- Climbers:** 5' Rock Climbing Wall/Ladder Combo
- Sandbox:** 4' x 4' (12 Bags of Sand Needed)
- Roof Type:** Plastic
- Swing Beam:** 3 Position Monkey Bar
- Rides:** Plastic Glider, Belt Swing, Trapeze Bar
- Fun Add-ons:** Telescope, Ship's Wheel, Tic-Tac-Toe



Pictured above is a customized set

Cubby's Fort



- Border Needed:** 90 Linear ft.
- Rubber Mulch Needed:** 1.5 tons
- Wood Mulch Needed:** 5 cu. yds.
- Weed Guard Needed:** 500 sq. ft.
- Total Space Needed** 20' x 25'



This Model Includes

Towers: 4' x 4' Play Deck

Slides: 10' Waterfall Slide

Climbers: 5' Rock Climbing Wall/Ladder Combo

Sandbox: 4' x 4' (12 Bags of Sand Needed)

Roof Type: Fabric

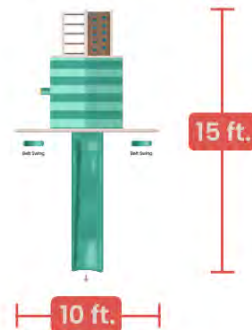
Swing Beam: 2 Position Cross Beam

Rides: (2) Belt Swings

Fun Add-ons: Telescope, Ship's Wheel, Tic-Tac-Toe



Care Bear Castle



Border Needed:
76 Linear ft.

Rubber Mulch Needed:
1 tons

Wood Mulch Needed:
4 cu. yds.

Weed Guard Needed:
352 sq. ft.

Total Space Needed
16' x 22'



Care Bear Castle

Recommended Ages 2 to 10



Customizing Tip

Increasing the deck size from a 4x4 to a 6x8 will give you more space to play up top but still keep your space saving design. If you want a solid roof, switch the fabric roof to a plastic roof.

Teddy's Tower

Recommended Ages 2 to 10

This Model Includes

Towers: 4' x 4' Play Deck

Slides: 10' Waterfall Slide

Climbers: 5' Ladder

Sandbox: 4' x 4' (12 Bags of Sand Needed)

Roof Type: Fabric

Swing Beam: 3 Position 8' Standard Beam

Rides: (2) Belt Swings, Trapeze Bar

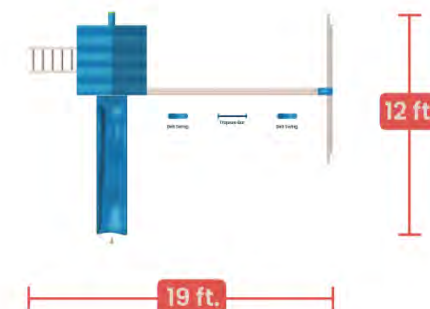
Fun Add-ons: Ship's Wheel, Telescope



Customizing Tip

Adding a super spiral slide or a full width climber is a great option. You also could add decking and a lemonade stand to the bottom of this tower. Upgrading from a fabric roof to a plastic roof is a common choice.

Teddy's Tower



Border Needed:
86 Linear ft.

Rubber Mulch Needed:
1.5 tons

Wood Mulch Needed:
5 cu. yds.

Weed Guard Needed:
450 sq. ft.

Total Space Needed
18' x 25'



This Model Includes

Towers: 2' x 2' Play Deck

Slides: 10' Waterfall Slide

Climbers: 5' Ladder

Sandbox: 2' x 2' (3 Bags of Sand Needed)


Swing Beam: 3 Position Monkey Bar

Rides: Plastic Glider, Belt Swing, Trapeze Bar

Fun Add-ons: Telescope



Honey Bear Hangout



Border Needed:
76 Linear ft.

Rubber Mulch Needed:
1 tons

Wood Mulch Needed:
4 cu. yds.

Weed Guard Needed:
360 sq. ft.

Total Space Needed
20' x 18'



Honey Bear Hangout

Recommended Ages 2 to 10



Customizing Tip

Adding a fireman's pole or a half width climber to the left side of the tower is a great way to add some fun. If you don't want monkey bars, you can change them to a standard swing beam and/or add a 4th swing position.

Wish Bear's Dream

Recommended Ages 2 to 10

This Model Includes

Towers: 2' x 2' Play Deck

Slides: 10' Waterfall Slide

Climbers: 5' Ladder

Sandbox: 2' x 2' (3 Bags of Sand Needed)


Swing Beam: (2) 3 Position 8' Standard Beams

Rides: Plastic Glider, (3) Belt Swings, Trapeze Bar, Deluxe Toddler Swing

Fun Add-ons: Telescope



Wish Bear's Dream



Border Needed:
104 Linear ft.

Rubber Mulch Needed:
2 tons

Wood Mulch Needed:
7 cu. yds.

Weed Guard Needed:
640 sq. ft.

Total Space Needed
20' x 32'



Customizing Tip

You can change one or both of the swing beams to monkey bar swing beams. If you need extra swings, we can add a fourth swing position to one side or both!

Customizing

Did you know that all of our sets are customizable?
Customizing is free and we are always happy to design the sets with you!

Most customers take one of our standard sets and tweak the design till it's just right. Some, however, like to start from scratch and build their own epic swing set!

If that sounds like you, here are the steps to take!



Familiarize

Browsing our products will give you a good idea of how all of our components work together.

Prioritize

What features are the most important? High swings? Lots of slides? Massive climbers? Figuring this out helps clarify the design process.

Visualize

Draw out your plan! Even a poor drawing is helpful. If you need some help on the layout, do the next step!

Contact

Call, email, or chat with us. Our team will look over your design and answer any questions you may have as well as provide some suggestions or corrections.

Finalize


After we work through the initial design, you will pick colors and approve the final drawing that we submit. After that, we get your masterpiece on the delivery schedule!

You are also welcome to call your local dealer at any point and just give them a list of what you are looking for in a swing set. If you want to get started, use the following pages to design your swingset. Start with a tower and add on items from there!



Towers

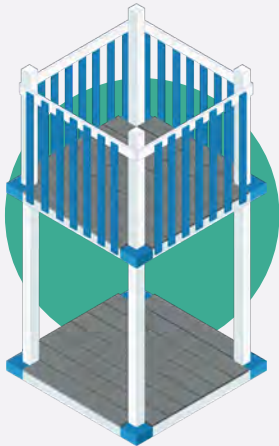
Our standard tower height is 5' tall. All towers can be raised or lowered depending on your needs.



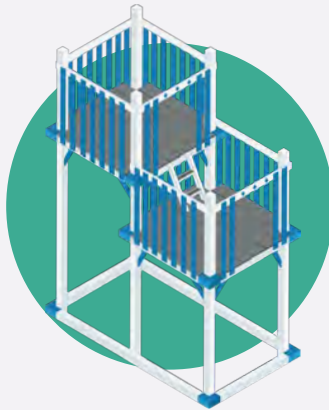
4x4 Tower
The classic size tower



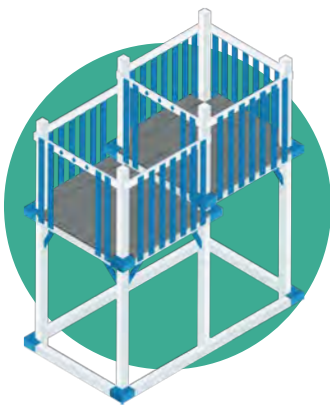
4x6 Tower
A nice upgrade
4x4 base w/ 2' balcony



Decking Under Tower
Great for chairs, tables,
or outside toys



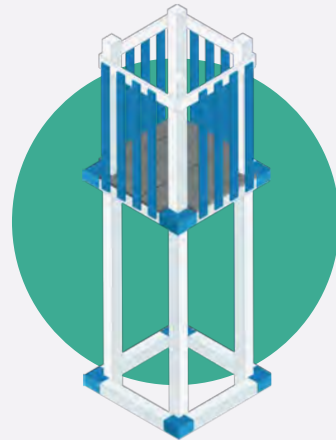
4x8 Double Deck
The classic double
deck tower
5' and 7' deck height



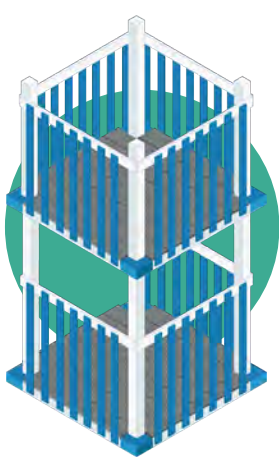
4x8 Split Deck
A double deck for
smaller children
5' and 6' deck heights



6x8 Double Deck Playhouse
The clubhouse doubles the fun
5' and 7' deck height




2x2 Tower
Space saving for the
small yard



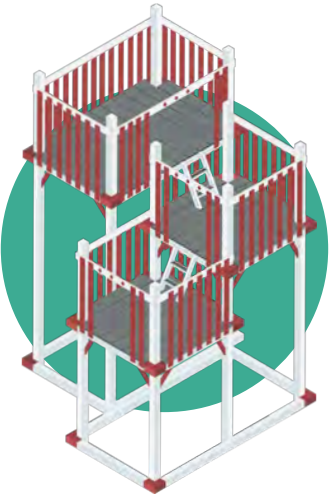
Rails Around Bottom Deck
Perfect for adding flair to the set



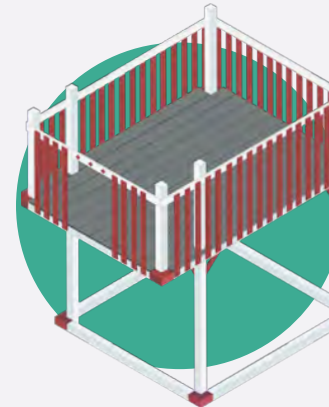
6x6 Tower
Spacious and roomy



6x8 Double Deck
More room for lots of kids
5' and 7' deck height



Triple Cascade
5', 7', and 9' tall towers



6x8 Playdeck
The largest single
tower we offer



Playhouses

Few things spark creative play like a playhouse but how do you go about designing a playhouse? What can you attach to one? How tall can you go?



Here are a few guidelines and tips to help you out:

- Approximate outer playhouse dimensions range from 4x6, 6x6, 8x6, or 8x8.
- All playhouses come standard with 5' tall walls.
- Your playhouse deck can be 5', 6', or 7' tall.
- Big playhouses need flat land for optimal installation.
- Your options are endless; add slides, bubble panels, climbers, and swing beams!

Watching our product videos on Youtube and browsing our standard sets will give you a great start. It would be our pleasure to help you design an epic playhouse. We will walk you through from rough drawings to the day when your masterpiece is installed in your backyard!



Roofs

Each roof type has its own merit. Fabric roofs are light and inexpensive while poly roofs have that classic appeal. Plastic roofs are sturdy and reliable.



Poly Roof

Classic look



Fabric Roof

Budget friendly



Plastic Roof

Durable and cute with a shingled look



Pergola Roof

A bit of class



Connectors

Connecting towers is a great way to double the fun! From tunnels to bridges, your kids will have a blast running from tower to tower.



Tunnel

Add a bit of challenge
Available in 3', 6', and 9'.



Wobbly Bridge

Wobbly, bouncy fun!
Available in 8'

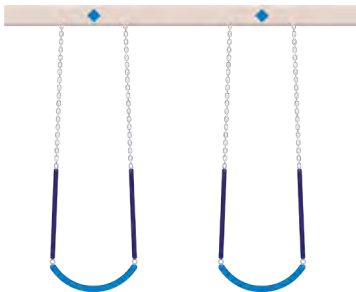


Solid Bridge

Versatile and safe.
Available in 6', 8', 10', and 12'

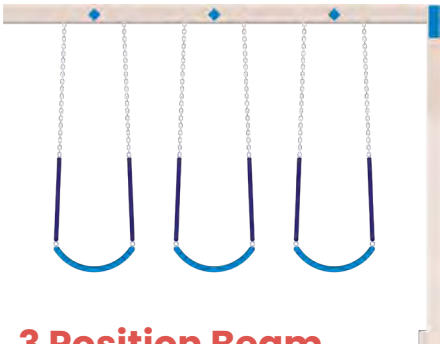


Swing Beams




2 Position Cross Beam

Space saving
*as seen on the Care Bear Castle pg. 48



3 Position Beam

The classic swing beam
8' standard beam or 10' high beam
*10' high beams only available on 6' deck heights or taller



4 Position Beam

Great for hammocks
8' standard beam or 10' high beam
*10' high beams only available on 6' deck heights or taller



Perpendicular Monkey Bar

Perpendicular monkey bars can be added to a 3 position 8' or 10' swing beam



3 Position Monkey Bar

Great for swinging and climbing
8' tall, only available on 5' deck heights



4 Position Monkey Bar

Gain an additional swing position
8' tall, only available on 5' deck heights



Slides

Our swing set towers come in three standard heights; 5ft, 6ft, and 7ft.




Waterfall Slide

The classic slide
Available in 5' deck heights only



Super Spiral Slide

Made in Lancaster County
Available in 5', 6', 7', and 9' deck heights



Avalanche Slide

Sturdy and great for younger children
Available in 5', 6', and 7' deck heights



Turbo Tube Slide

Twirly fun
Available in 7' and 9' deck heights



Sidewinder Slide

Flexible placement options
Available in 5', 7', and 9' deck heights



Tunnel Express Slide

The fastest slide
Available in 5', 7', and 9' deck heights



Ball Pit Blast Slide

Connects from 7' deck height to ball pit



Climbers



Ladder
Space saving and efficient



Staircase
Friendly for all ages



Staircase with Railing
Staircases over 5' tall come standard with poly railing




Rockwall / Ladder Combo
Space saving combo



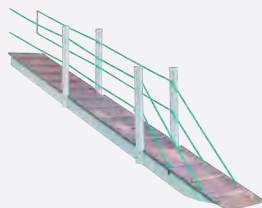
Full Width Rock Climbing Wall
Build strength and coordination



Cargo Net / Ladder Combo
Space saving combo




Full Width Cargo Net
A fun climber variant



Ramp
Perfect for little children
Only available with 5' deck
Available with Poly Railings



Swings



Belt Swing
The classic swing



Deluxe Toddler Swing
Made in Lancaster, PA



Trapeze Bar
Perfect for the acrobats





Daisy Disc

Sit or stand on this ride



Bucket Swing

The classic baby swing



Hammock Swing

Mom approved



Plastic Glider

Fun for one, more fun with two



2 Rope Tire Swing

Fun to sit or stand on



3 Rope Tire Swing

Perfect for under large towers



4 Rope Tire Swing

Great for lots of kids



Buoy Ball / Trapeze Combo

Perfect for little monkeys



Buoy Ball

Unique, swinging fun



Fun Accessories

Adding in fun accessories helps spark creative play! A ship's wheel transforms the set into a pirate ship while the spot light adds after dark fun!



Binoculars

◆ ◆ ◆



Megaphone

◆ ◆ ◆



Periscope

◆ ◆ ◆



Telescope

◆ ◆ ◆



Spotlight

◆ ◆ ◆



TicTacToe



Steering Wheel

◆ ◆ ◆



Ship's Wheel

◆ ◆ ◆



Tea Table & Chairs

◆ ◆ ◆ ◆



Tea Table

◆ ◆ ◆ ◆



Chair

◆ ◆ ◆ ◆



Picnic Table

4' or 6' table
Available loose & built in

◆ ◆



Fireman's Pole

◆ ◆ ◆ ◆



Lemonade Stand

Sized according to Tower Size

◆ ◆ ◆ ◆



Ball Pit with 1500 Balls

◆ ◆



Bubble Panel

◆ ◆ ◆ ◆

Mulch, Edging, Weed Guard



Recycled Rubber Mulch

- Exceptional shock absorbancy
- Reduced risk of playground injuries
- 12 year color guarantee!
- It will not blow away or wash away in storms
- Reduces bug and rodent infestation and does not attract ants
- Will not decompose or compress
- Weather-friendly, never freezes
- Always dry and ready to play almost immediately after even the heaviest rain
- Rainproof, does not retain moisture, slipperiness or dirt
- Our Mulch is 99.9% steel free

Wood Mulch

For a traditional play area, we also offer wood mulch. Enjoy a play area like you had when you were a kid!

FLEX-WALL Edging

Keep your play area neat and tidy with our flexible plastic edging that looks like real stone and installs quickly and easily.

Weed Guard

Keep the weeds where they belong, outside of your play area, with our landscaping screen. Our screen comes in wide rolls and can be cut to the desired length for your play set.



Rubber mulch provides superior fall protection. Send them out to play with peace of mind.

About King Swings

Our Story

As parents, we get it. Parenting can be challenging especially with the modern difficulties we face. At times, we need the children to play by themselves in a safe, fun environment.

From our start in an Amish barn in 1988, King Swings has understood the importance of play. Play is foundational in our development from childhood to adulthood.

This is why we are passionate about working alongside you to create the perfect playset for your children! Each set we offer is completely customizable; plus we deliver and install. King Swings is dedicated to helping you bring peace and play to your backyard!

The Team

King Swings is made up of Amish craftsmen from all over Lancaster County. The owner, Elmer, has been in the swing set business his entire life. King Swings has been blessed with a group of solid team members, both in the office and in building bays, who are passionate about safe and fun swing sets

History

Ben King founded King Swings in 1988 in his barn. Since then, the company has grown, and his son, Elmer, has expanded both production and vision, servicing multiple states, with plans of further expansion.



Behind The Scenes

Companies, whether big or small, are made up of the same thing; people. King Swings believes we have some of the best people around. From the office clear through to the installation crews, King Swings is proud of our team.

Manufacturing



Delivery & Installation





Sales & Office






Your Local Dealer

 Follow us on Facebook
@kingswings

 Follow us on Instagram
@kingswingsplay

 Follow us on Pinterest
@kingswingsplay